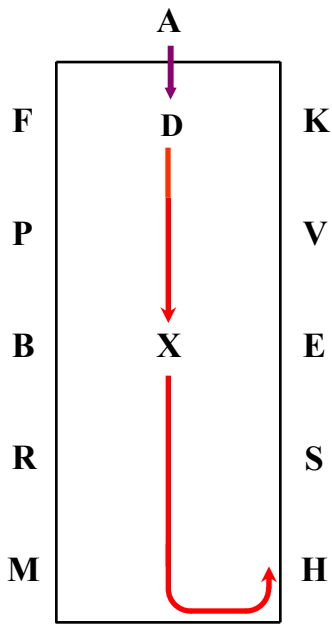
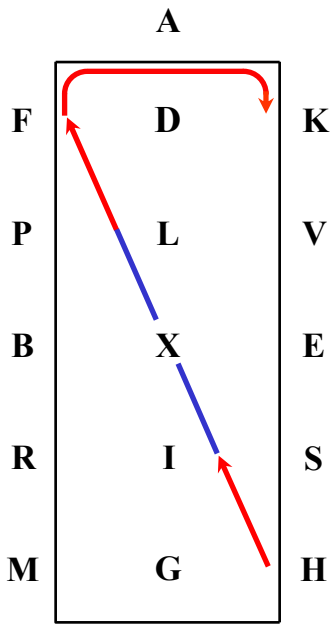


1



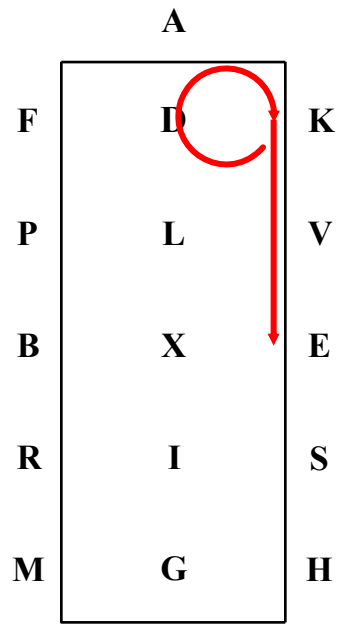
A ..... Enter at Walk  
 DX ... Working Trot.  
 CH

2



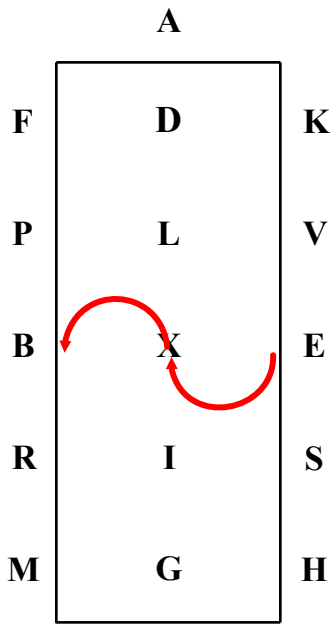
HXF .... Change rein and show  
 a few lengthened strides  
 over X.  
 FAK..... Working Trot.

3



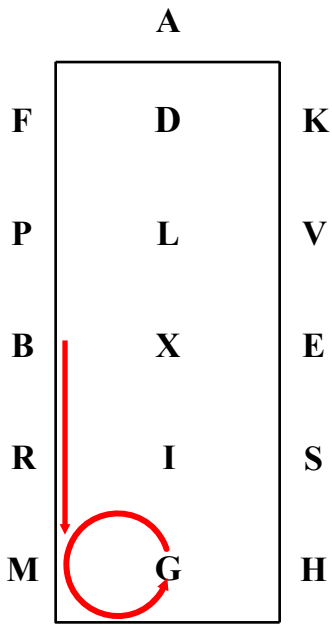
K .... Circle right 20m diameter.  
 KE..... Working Trot.

4



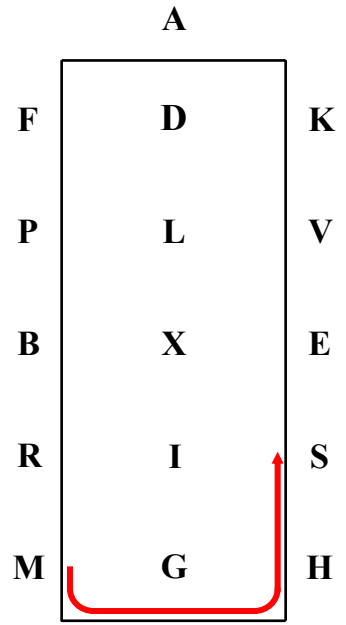
EX ...Half circle right 20m  
 diameter.  
 XB ...Half circle left 20 m  
 diameter

5



BM ... Working Trot.  
 M .... Circle left 20m diameter.

6



MCS .... Working Trot.

7
A

F

D

L

X

I

G

K

P

V

E

S

H

V

B

C

H

R

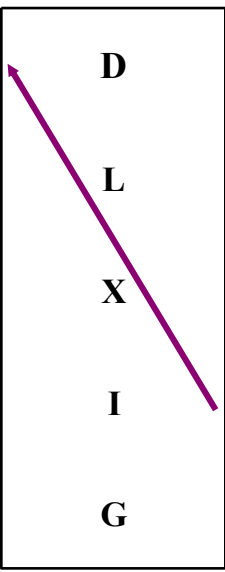
M

S

M

C

H



SF .... Walk.

8
A

F

D

L

X

I

G

K

P

V

E

S

H

V

B

C

H

R

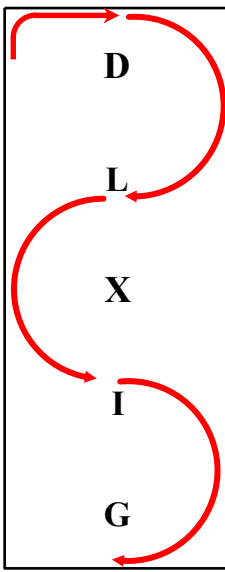
M

S

M

C

H



FA .... Working Trot.  
AC...3 Loop Serpentine

9
A

F

D

L

X

I

G

K

P

V

E

S

H

V

B

C

H

R

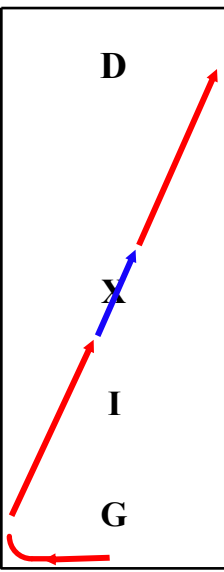
M

S

M

C

H



CM ... Working Trot.  
MK....Change the Rein showing a few lengthened strides over X.

10
A

F

D

L

X

I

G

K

P

V

E

S

H

V

B

C

H

R

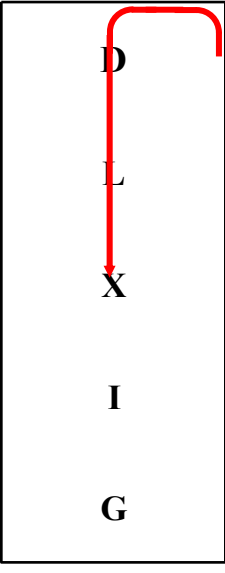
M

S

M

C

H



KDX .... Working Trot.

11
A

F

D

L

X

I

G

K

P

V

E

S

H

V

B

C

H

R


M

S

M

C

H



X....Halt 8 seconds.

12
A

F

D

L

X

I

G

K

P

V

E

S

H

V

B

C

H

R

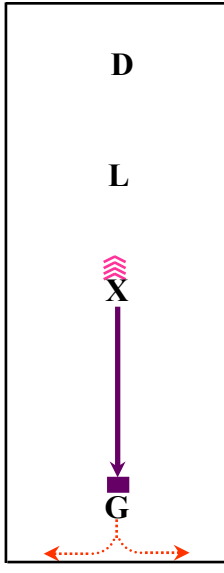
M

S

M

C

H



X .... Rein Back 3 – 4 Steps.  
XG ... Walk.  
G.....Halt and Salute.  
Leave arena at Working Trot.